

GTBZ-SU

Self-Propelled Telescopic Boom Lifts(Ultra Deck)



GTBZ20SU

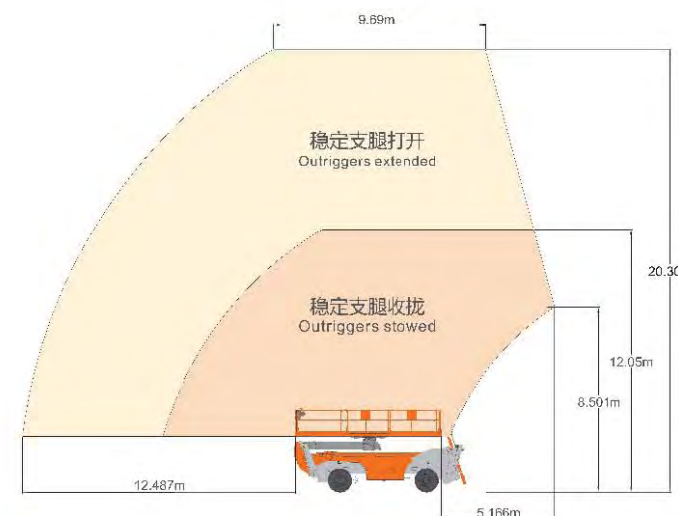
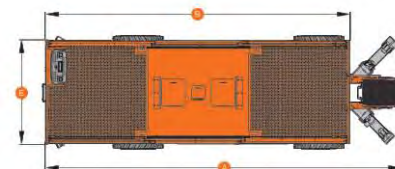
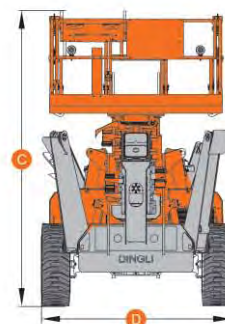
	S.W.L	1350kg
	Goods	900kg
	Max.Occupants	4
	Max.Working Height	20.3m
	Max.Platform Height	18.3m
	Max. Front Outreach(Outriggers extension)	12.1m
	Max. Rear Outreach(Outriggers extension)	4.09m
	Max. Platform Slide	2.19m
	A Overall Length	7.68m
	D Overall Width	2.46m
	Overall Width (transported)	2.3m
	C Overall Height(Rails Up)	3.8m
	Overall Height(Rails Down)	2.89m
	Overall Height(transported)	2.59m
	Platform Size(Length B /Width E)	6.70m x 2.28m
	Ground Clearance	0.37m
	Wheelbase	4.00m
	Turning Radius(Inside/Outside)	2.62/4.41m
	Turret Rotation	±90°
	Engine	
	DEUTZ D2011 L03	36.4kW/2800rpm
	DEUTZ TD2.9 L4 - Option	55.4kW/2600rpm
	Fuel	Diesel
	Travel Speed(Stowed)	6km/h
	Travel Speed(Raised)	0.9km/h
	Gradeability	40%
	Max.Working Slope	3°/5°
	Chassis Leveling	10°
	Hydraulic Tank	216L
	Diesel Tank	137L
	Tyres	385/65-22.5
	Weight	18000kg



Platform Slide Movement



180° Platform Rotation



Standard Equipment

- Can Bus Technology
- Proportional Controls
- Safety Electric Pump
- Overload Sensor With Alarm
- Tilt Sensor
- 180° Platform Rotation
- Self-leveling Platform
- Onboard Diagnostic System
- Slide Platform
- Anti-restart Engine Protection
- The Glow Plugs For Cold Starting
- Chassis Auto-leveling
- Oscillating Axle
- European III Emission Engine
- Automatic Outriggers
- Hydraulic Oil Cooler
- Rough Terrain Foam-filled Tyres

- 4WD
- 4WS
- Horn
- Hour Meter

Options

- Hydraulic Generator
- Hydraulic Compressor
- Hydraulic Water Pump
- AC Power To Platform
- Hydraulic Welder
- Platform Work Lights
- European IV Emission Engine



Automatic Outriggers



Gradeability



Weighing sensor



Chassis Auto-leveling